

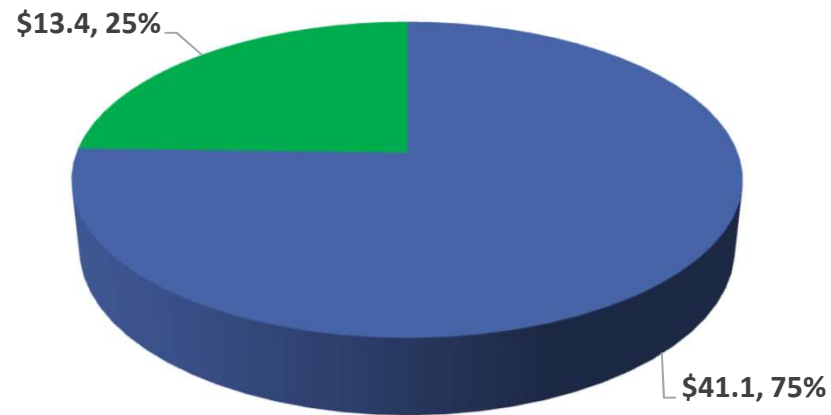
Connecticut Probate Courts

APPROPRIATIONS COMMITTEE

MARCH 3, 2022

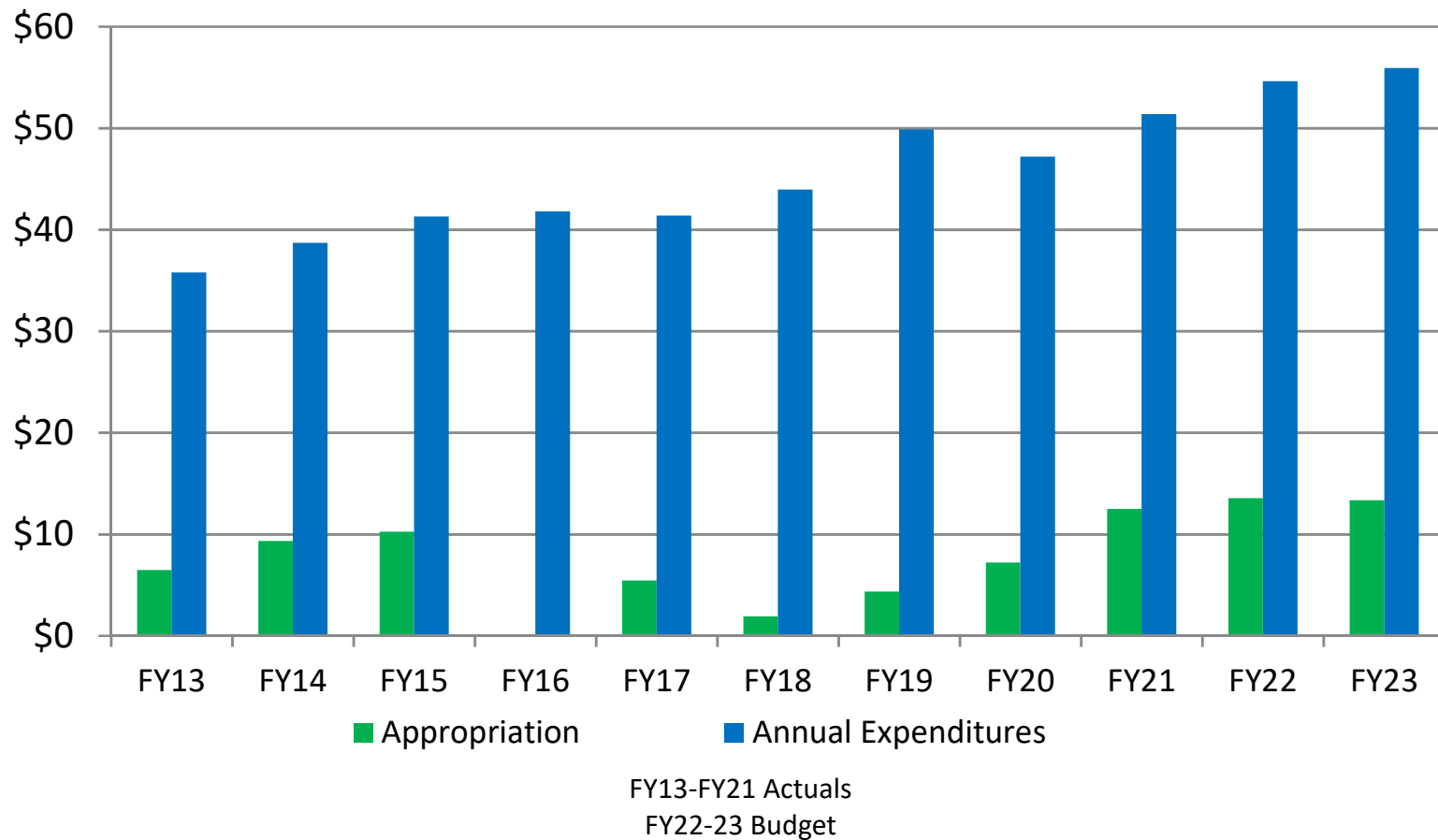
Unique System Funding *(\$ in millions)*

FY23 Budget



- Probate Fees & Other
- General Fund Appropriation

General Fund Appropriation Compared to Annual Expenditures *(in millions)*



FY23 Financial Summary

	FY22 Budget	FY23 Budget	FY23 Proposed Budget
ANALYSIS OF REVENUE & EXPENSE			
Probate Fee Revenue	40,900,000	40,900,000	40,900,000
General Fund Appropriation	13,544,771	13,359,024	13,359,024
Extended Fam. Guardianship/CIP	133,218	133,218	133,218
Other	25,000	25,000	12,000
TOTAL REVENUE	54,602,989	54,417,242	54,404,242
Expenditures	54,640,163	55,940,633	55,940,675
Net Income (Loss)	(37,174)	(1,523,391)	(1,536,433)

FY23 Fund Balance

ANALYSIS OF FUND BALANCE

Fund Balance, July 1

Net Income (Loss)

Ending Fund Balance

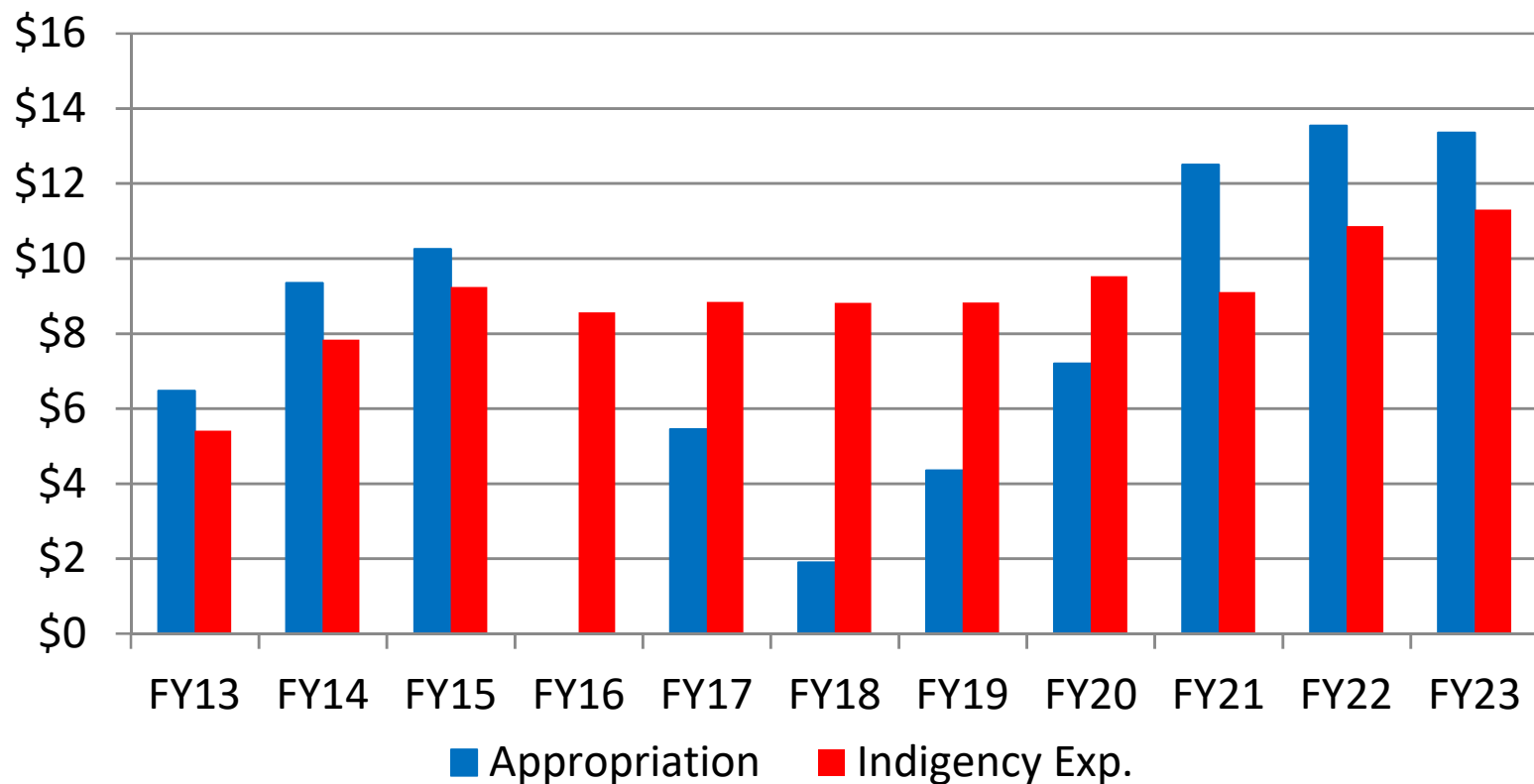
Transfer to General Fund *

Fund Balance, June 30

FY22 Budget	FY23 Budget	FY23 Proposed Budget
8,196,024	8,158,851	8,391,095
(37,174)	(1,523,391)	(1,536,433)
8,158,851	6,635,459	6,854,662
0	0	0
8,158,851	6,635,459	6,854,662

*Amount of Automatic Sweep = Amount of Fund Balance > 15% of the next FY expenses

General Fund Appropriation/Utilization *(in millions)*



FY13-FY21 Actuals
FY22-FY23 Budget

Biennium Approved Funding

Current FY22 \$13,544,771

FY23 \$13,359,024

Probate Courts and State Agencies: Meeting Family Needs Creates Significant Savings

Probate Courts facilitate family-centered solutions to meet the needs of seniors, children and individuals with intellectual disability and mental illness. The efforts of guardians and conservators to arrange care at home or other community-based settings **save the state over \$2.16 billion each year** by avoiding more costly state services.

